


# Enphase® C250 Microinverter System



The **Enphase® C250 Microinverter** delivers superior commercial project economics by increasing overall energy harvest and system availability along with substantial reductions in material and labor costs. Used with a transformer, the C250 Microinverter System meets the needs of medium and large commercial installations where power distribution is 277 V/480 WYE or medium voltage (MV). With support for both 60- and 72-cell modules, the system provides a flexible, operationally efficient, and cost effective solution across all commercial project segments.

The Enphase C250 integrates seamlessly with the Engage® Cable, the Envoy-C® Communications Gateway,™ and Enlighten,® Enphase's monitoring and analysis software.

## PRODUCTIVE

- Maximizes energy production
- Minimizes impact of shading, dust, and debris
- No single point of system failure

## SIMPLE

- No GEC needed for microinverter
- No DC design or string calculation required
- Easy installation with Engage Cable

## RELIABLE

- More than 1 million hours of testing and millions of units shipped
- All units performance tested prior to shipment

**INPUT DATA (DC)**

Recommended input power (STC)	up to 350 W
Maximum input DC voltage	60 V
Peak power tracking voltage	27 V - 48 V
Operating range	16 V - 60 V
Min/Max start voltage	22 V / 60 V
Max DC short circuit current	15 A

**OUTPUT DATA (AC)**

Rated (continuous) output power	250 W
Nominal output current	1.0 A
Nominal voltage range	220 - 248 V, L-N
Nominal frequency/range	60.0 / 57-65 Hz
Power factor	>0.95
Maximum units per 20 A branch circuit	48
Maximum output fault current and duration	590mA RMS for 6 cycles

**EFFICIENCY**

CEC weighted efficiency	96.5%
Peak inverter efficiency	96.5%
Static MPPT efficiency (weighted, reference EN50530)	99.1%
Night time power consumption	76 mW nominal

**MECHANICAL DATA**

Ambient temperature range	-40°C to +65°C
Dimensions (WxHxD)	179 mm x 217 mm x 28 mm (with mounting bracket)
Weight	1.66 kg (3.4 lbs)
Cooling	Natural convection - No fans
Enclosure environmental rating	Outdoor - NEMA 6
Connector type	MC4

**FEATURES**

Compatibility	Compatible with 60- and 72-cell PV modules.
Communication	Power line
Integrated ground	The DC circuit meets the requirements for ungrounded PV arrays in NEC 690.35. Equipment ground is provided in the Engage Cable. No additional GEC or ground is required. Ground fault protection (GFP) is integrated into the microinverter.
Monitoring	Enlighten Manager and MyEnlighten monitoring options
Compliance	UL1741/IEEE1547, FCC Part 15 Class A, CAN/CSA-C22.2 NO. 0-M91, 0.4-04, and 107.1-01

**INTERFACE**

Power Line Communications	Enphase proprietary
Local Area Network (LAN)	10/100 auto-sensing, auto-negotiating, 802.3

**LAN CONNECTION OPTIONS**

Cable Assembly, Ethernet, RJ45, Orange, 10ft	Included with ENV-C250
Power line communication bridge pair	EPLC-01
Wireless N USB adapter (802.11b/g/n)	WF-01

**POWER REQUIREMENTS**

AC supply	250 VAC, 60 Hz. The 250V-rated, NEMA 6-15P plug requires a NEMA 6-15R receptacle
Power consumption	2.5 watts typical, 7 watts maximum

**CAPACITY**

Number of microinverters polled	Up to 600
---------------------------------	-----------

**MECHANICAL DATA**

Dimensions (WxHxD)	222.5 mm x 112 mm x 43.2 mm (8.8" x 4.4" x 1.7")
Weight	340 g (12 oz.)
Ambient temperature range	-40°C to +65°C (-40° to 149°F)
Cooling	Natural convection—no fans
Enclosure environmental rating	Indoor NEMA 1

**FEATURES**

API available	System-level production data
Compliance	UL 60950-1, EN 60950-1, CSA22.2 No. 60950-1 and IEC 60950-1, FCC Part 15 Class B

## CABLE TYPES / ORDERING OPTIONS

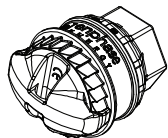
Voltage	Connector Spacing	PV Module Orientation	Model Number	#Connectors*
277 VAC, 5 conductors	1.025 meter (40")	Portrait	<b>ET10-277-BULK</b>	240
277 VAC, 5 conductors	1.7 meter (67")	Landscape	<b>ET17-277-BULK</b>	240
277 VAC, 5 conductors	2.11 meter (84")	Landscape	<b>ET21-277-192-12AWG</b>	192

\*additional lengths available through Enphase authorized distributors. \*\*weights are approximate

## CABLE SPECIFICATIONS

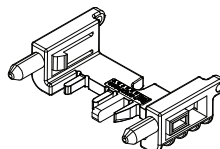
Description	Rating
Cable temperature rating	90°C (194°F) wet/dry
Conductor insulator rating	THWN-2
UV exposure rating	UL 746 C, F1
Conductor size	12AWG
Compliance	IEC 60529 IP67, CAN/CSA 22.2 No. 21, 182.3, UL 486A/B, 514C, 6703, and 9703
Cable rating	TC-ER
Cable Diameter	11.75 mm (0.463")
Minimum bend radius	12 cm (4.75")

## ENGAGE ACCESSORIES



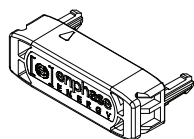
### Branch Terminator

One terminator needed per branch circuit  
ET-TERM-10 (sold in packs of 10)



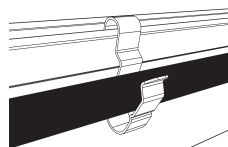
### Disconnect Tool

Plan to use at least one per installation  
ET-DISC-05 (sold in packs of 5)



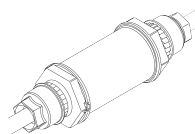
### Watertight Sealing Cap

One needed to cover each unused connector on the cabling  
ET-SEAL-10 (sold in packs of 10)



### Cable Clip

Many needed to fasten cabling to the racking or to secure looped cabling  
ET-CLIP-100 (sold in packs of 100)



### Engage Coupler

Used for splicing two power cables within an array  
ET-SPLK-05 (sold in packs of 5)

To learn more about Enphase Microinverter technology, visit [enphase.com](http://enphase.com)