



LED STREET LIGHT SERIES



FER101



28W **E40**
AC85-264V

► Size Chart:



► Applications:

Roads, pavements, schools, parks, courtyards, gardens, factories, and other outdoor lighting.

FER102



36W **E40** **E27**
AC85-264V

► Size Chart:



► Applications:


Roads, pavements, schools, parks, courtyards, gardens, factories, and other outdoor lighting.

FER103



45W **E40**
AC85-264V

► Size Chart:



► Applications:


Roads, pavements, schools, parks, courtyards, gardens, factories, and other outdoor lighting.

FER104



54W **E40**
AC85-264V

► Size Chart:



► Applications:

Roads, pavements, schools, parks, courtyards, gardens, factories, and other outdoor lighting.

FER105



72W E40
AC85-264V

► Size Chart



► Applications:
Roads, pavements, schools, parks, courtyards, gardens, factories, and other outdoor lighting.

FER106



28W
AC85-264V

► Size Chart



► Applications:
Roads, pavements, schools, parks, courtyards, gardens, factories, and other outdoor lighting.

FER107




42W
AC85-264V

► Size Chart



► Applications:
Roads, pavements, schools, parks, courtyards, gardens, factories, and other outdoor lighting.

FER108




56W
AC85-264V

► Size Chart



► Applications:
Roads, pavements, schools, parks, courtyards, gardens, factories, and other outdoor lighting.

FER109




84W
AC85-264V

► Size Chart



► Applications:
Roads, pavements, schools, parks, courtyards, gardens, factories, and other outdoor lighting.

FER110



98W
AC85-264V

► Size Chart



► Applications:
Roads, pavements, schools, parks, courtyards, gardens, factories, and other outdoor lighting.

FER111




112W
AC85-264V

► Size Chart



► Applications:
Roads, pavements, schools, parks, courtyards, gardens, factories, and other outdoor lighting.

FER112



126W
AC85-264V

► Size Chart




► Applications:
Roads, pavements, schools, parks, courtyards, gardens, factories, and other outdoor lighting.

FER113



140W
AC85-264V

► Size Chart



► Applications:
Roads, pavements, schools, parks, courtyards, gardens, factories, and other outdoor lighting.

FER114/FER115/FER116



100W 120W
140W
AC85-264V

► Size Chart



► Applications:
Roads, pavements, schools, parks, courtyards, gardens, factories, and other outdoor lighting.

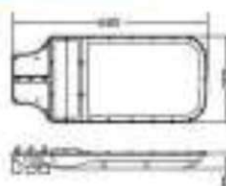
FER117



120W

AC85-264V

Size Chart



Applications:

Roads, pavements, schools, parks, courtyards, gardens, factories, and other outdoor lighting.



60W LED PROJECTOR (ADJUSTABLE)

60W LED Projector (Adjustable) Specification

Total Power Consumption	60w
Luminous Flux	≥ 6,000 lm
Quantity of LED beads:	60 x 1
Luminous Efficacy (/Efficiency)	≥ 100 lm/W
Illuminant:	Equivalent to HPS 150 ~ 200 W*
Input Voltage	85~265V
Frequency Range:	50/60HZ
Power Factor:	≥ 0.96
Power Efficiency:	≥ 85%
CRI:	>80
Color Temperature:	Warm White : 5000-5700K Cool White : 5700-6500K
Drive Style	Professional Static Sonatant Current
Working Temperature:	-30℃ to 50℃
Net Weight (lamp):	5.5 kg
Lifespan:	50,000-100,000 hours

* serve as an indication/suggestion, usage will need to depend on the environment

Special Feature

Adjustable, up to 30 degree (inward/outward)

Adjust by swifter, up to 30 degree.



120 W LED PROJECTOR (ADJUSTABLE)

120W LED Projector (Adjustable) Specification

Total Power Consumption	120 w
Luminous Flux	≥ 12,000 lm
Quantity of LED beads:	120 x 1
Luminous Efficacy (/Efficiency)	≥ 100 lm/W
Illuminant:	Equivalent to HPS 400 ~ 450 W*
Input Voltage	85~265V
Frequency Range:	50/60HZ
Power Factor:	≥ 0.96
Power Efficiency:	≥ 85%
CRI:	>80
Color Temperature:	Warm White : 5000-5700K Cool White : 5700-6500K
Drive Style	Professional Static Sonatant Current
Working Temperature:	-30℃ to 50℃
Net Weight (lamp):	12.5 KG
Lifespan:	50,000-100,000 hours

* serve as an indication/suggestion, usage will need to depend on the environment

Special Feature

Adjustable, up to 30 degree (inward/outward)

Adjust by swifter, up to 30 degree.

